

DCMS COUNSELOR NEWSLETTER



FEBRUARY
2026


WHAT'S NEW?

- Focus on Kindness through Positive Communications: Self Kindness
- CREST AWARD WINNERS
- Meet The Counselors
- Know your progress—review grades regularly in Skyward.
- Consent for School Counseling Services
- Onboarding for School Links (every 6th grade parent and those new to Fort Bend)

Focus on Kindness through Positive Communication

This year the counseling department will focus on kindness through positive communications. Each day on announcements we will have helpful quotes for students to hear to help them learn how to effectively communicate in a positive, kind manner. This month we are focusing on

Self-Kindness



Important Dates

- February 3-5: 8th Grade Course Selection input via US History classes
- February 13: Professional Learning Day; Student Holiday
- February 16: Student/Teacher Holiday; No School
- FEBRUARY 2-6 IS NATIONAL SCHOOL COUNSELING WEEK

Congratulations!

**2025 CREST Counseling
Award Winner!**



Recognized by the Texas School Counselor
Association as a Texas Model Program!



MEET THE COUNSELORS

Mr. C. Daniels - 7th grade Counselor (LEAD)
clayton.daniels@fortbendisd.gov
281-634-6459

Mrs. J. Williams-Pierre - 8th Grade Counselor
jessica.williams@fortbendisd.gov
281-634-6229

Ms. A. Moore - 6th Grade Counselor
anitra.moore@fortbendisd.gov
281-634-6430

Mrs. A. Pratt - Counselor's Clerk
acquanetta.pratt@fortbendisd.gov
281-634-6355

Find us online @

DCMS Counseling Website



Dear Parents and Students,



As we move further into the second semester, we want to remind everyone of the importance of regularly checking grades through Skyward Family Access. Staying updated on current grades helps ensure students remain on track for academic success and allows families to address concerns early. Please encourage your student to monitor their progress and connect with teachers if they need support.

Students who have failing grades (below 70) may be at risk of needing to attend summer school to recover credits. Consistent monitoring and communication can help prevent this.

Below is the grading timeline for the remainder of the school year:

- Progress Report 5: 1/28/26
- Progress Report 6: 2/19/26
- Term 3 (3rd 9 Weeks): 3/13/26
- Progress Report 7: 4/10/26
- Progress Report 8: 5/1/26
- Term 4 (4th 9 Weeks): 5/28/26

Your partnership is essential in supporting student success. Please reach out if you have any questions or need assistance with accessing Skyward.

Thank you for your continued support.

~DCMS Counseling Department





IMPORTANT NOTICE: SCHOOL COUNSELING CONSENT FORM

On Monday, September 22, 2025, the district sent out an important communication regarding consent for school counseling services.



The message included a link to the **consent form**, which is available in Skyward Q.



To ensure your student has access to the support they need, **please complete** the consent form at your earliest convenience.



If you haven't seen this message, please check your **Spam or Junk folder**, as it may have been filtered there.



If you have any questions or need assistance, please **feel free** to contact your student's grade level counselor directly. We are here to support you and student throughout the school year.

Thank you for your attention to this important matter.

Onboarding for Guardians

For Claimed Accounts

Getting Started: To complete this process, you will need to be provided with a **Claim Code** by your student or their counselor to associate a student to your account. Learn how your student can find their guardian claim code in the [Find Your Guardian Claim Code](#) student article.

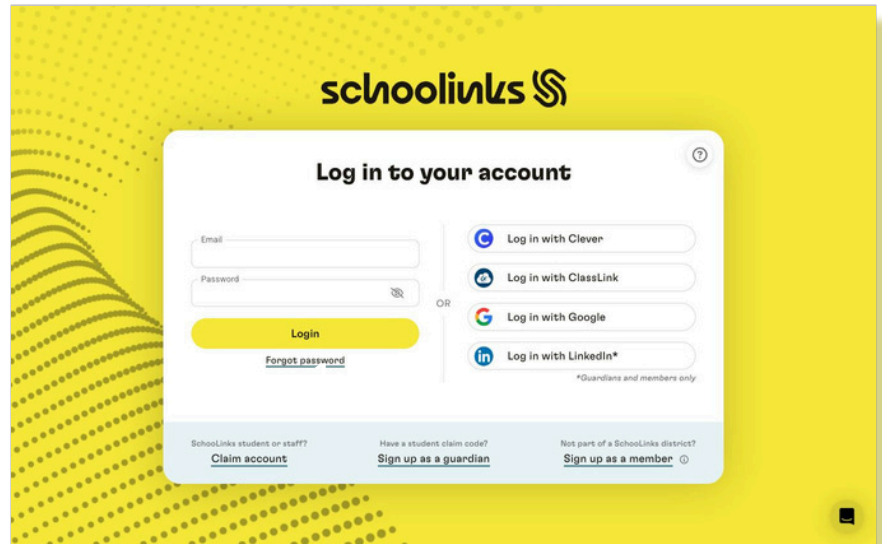
Visit app.schoolinks.com then follow the instructions for the option that applies to you:

1. Option 1

This is your first time logging into SchoolLinks and need to create an account

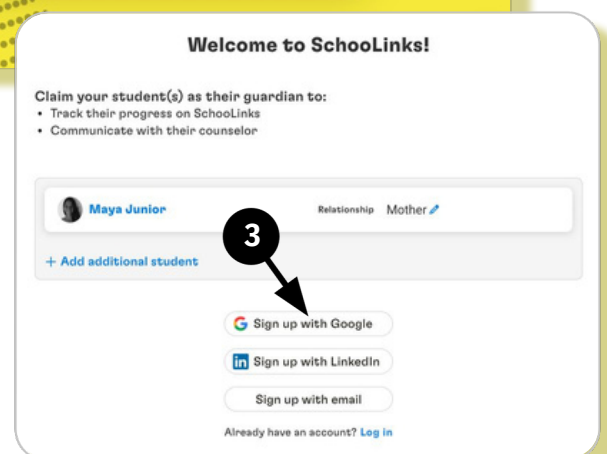
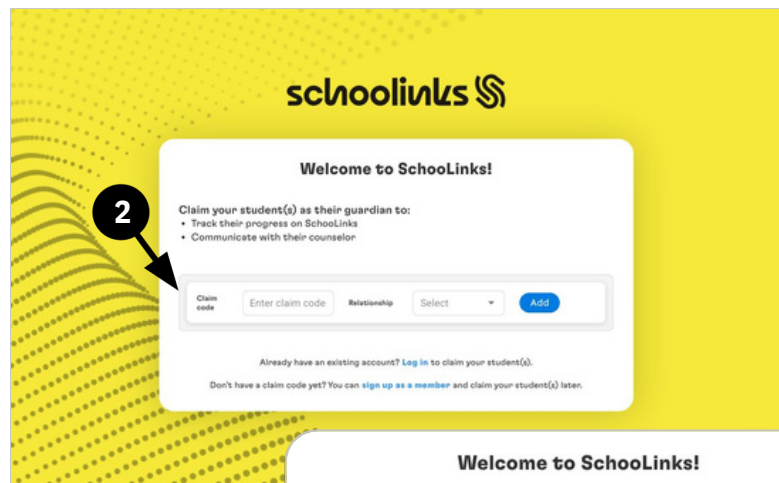
2. Option 2

You have already created an account but still need to claim your student.



Option 1: This is your first time logging into SchoolLinks

- 1 Click **Sign up as a guardian** on the SchoolLinks login page
- 2 Enter your student's Claim Code and your relationship to the student then click **Add**
- 3 Confirm the student you are claiming then choose your sign up method:
 - with Google
 - with LinkedIn
 - with Email



Onboarding for Guardians

For Claimed Accounts

Getting Started: To complete this process, you will need to be provided with a **Claim Code** by your student or their counselor to associate a student to your account. Learn how your student can find their guardian claim code in the [Find Your Guardian Claim Code](#) student article.

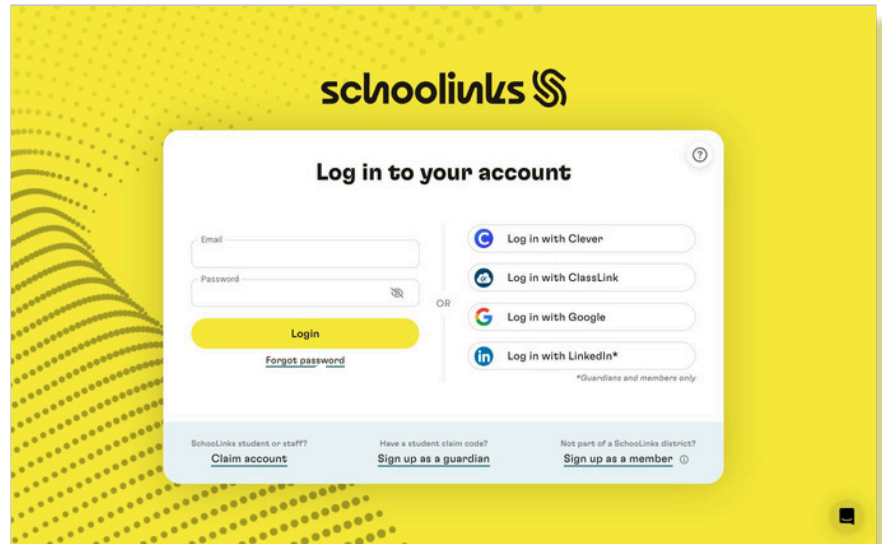
Visit app.schoolinks.com then follow the instructions for the option that applies to you:

1. Option 1

This is your first time logging into SchoolLinks and need to create an account

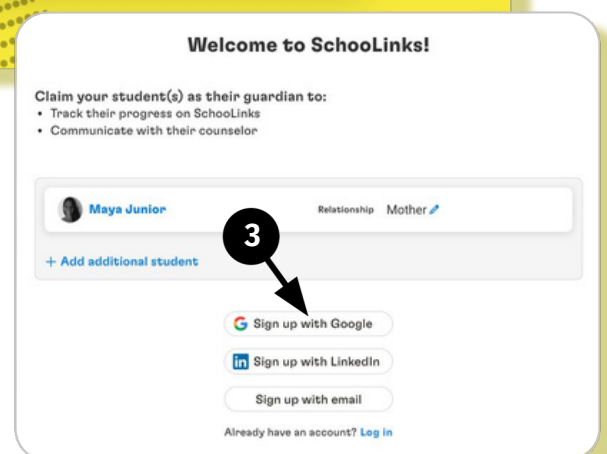
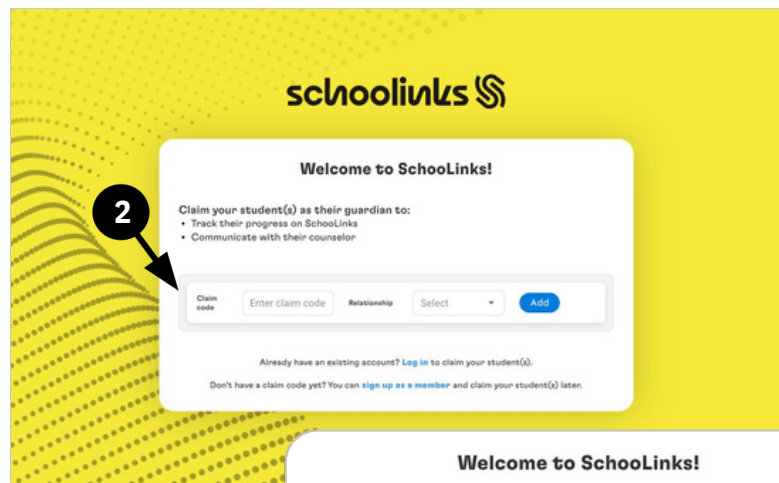
2. Option 2

You have already created an account but still need to claim your student.



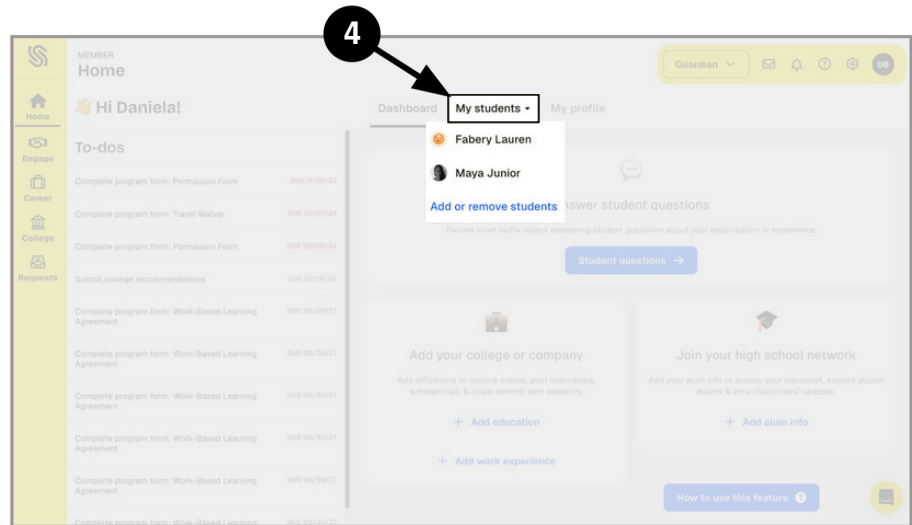
Option 1: This is your first time logging into SchoolLinks

- 1 Click **Sign up as a guardian** on the SchoolLinks login page
- 2 Enter your student's Claim Code and your relationship to the student then click **Add**
- 3 Confirm the student you are claiming then choose your sign up method:
 - with Google
 - with LinkedIn
 - with Email



- 4** Upon signing up you will be redirected to your guardian dashboard. Click the **My Students** tab at the top to access your claimed student.

Click on the student's name to begin exploring their casefile!

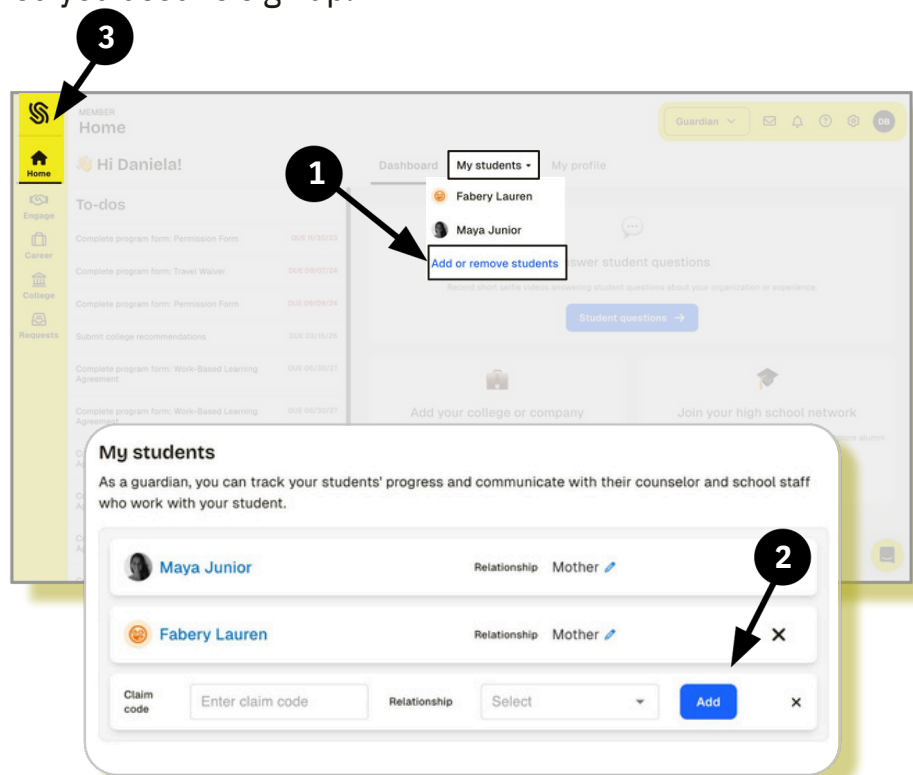


Option 2: You have already created an account
Login to your account using your email and password or through Google or LinkedIn Single Sign-On, depending on the method you used to sign up.

- 1** Once logged in, click the **My Students** tab at the top of your guardian dashboard, then click **Add or Remove Students**

- 2** Enter the provided claim code and add your relationship to the student then click **Add**

- 3** Click the SchoolLinks Logo or Home icon to return to the dashboard, then click the student's name from the **My students** tab to begin exploring their casefile





2025-2026 Bell Schedule



Regular Bell Schedule Monday/Thursday/Friday				
Period	6th Grade	7th & 8th Grade		
1	8:50 – 9:45 (55)	8:50 – 9:45 (55)		
2	9:50 – 10:40 (50)	9:50 – 10:40 (50)		
3	10:45 – 12:10	10:45 – 11:35 (50)		
Lunch	A Lunch 10:50-11:20 Lunch (30)	Passing Period	11:35 – 11:40	
	3rd Period: 11:20-12:10 (50)	4	11:40 – 1:20 (65)	
Passing Period	12:10 – 12:15	B Lunch 11:40 – 12:10 Lunch (30 min)	C Lunch 12:15-12:45 Lunch (30 min)	D Lunch 12:50 – 1:20 Lunch (30 min)
4	12:15 – 1:20 (65)	4th Period: 12:15-1:20 (65)	4th Period: 11:40-12:15 (35) 12:50-1:20 (30)	4th Period: 11:40-12:45 (65)
5	1:25 – 2:15 (50)	1:25 – 2:15 (50)		
6	2:20 – 3:10 (50)	2:20 – 3:10 (50)		
7	3:15- 4:10 (55)	3:15- 4:10 (55)		

Advisory Tue & Wed Schedule <i>Your lunch period may be different on advisory days – Refer to Cafeteria Chart</i>							
Period	A Lunch	Period	B Lunch	Period	C Lunch	Period	D Lunch
1	8:50 – 9:40 (50)	1	8:50 – 9:40 (50)	1	8:50 – 9:40 (50)	1	8:50 – 9:40 (50)
2	9:45 – 10:30 (45)	2	9:45 – 10:30 (45)	2	9:45 – 10:30 (45)	2	9:45 – 10:30 (45)
	10:35-11:05 Lunch (30 min)	3	10:35 – 11:20 (45)	3	10:35 – 11:20 (45)	3	10:35 – 11:20 (45)
3rd	11:10-11:55 (45)		11:25 – 11:55 Lunch (30 min)	4	11:25 – 12:00 (35)	4	11:25 – 12:30 (65)
					12:00-12:30 Lunch (30 min)		
4	12:00 – 1:05 (65)	4	12:00 – 1:05 (65)	4	12:35 – 1:05 (30)		12:35 – 1:05 Lunch (30 min)
Adv	1:10 – 1:40 (30)	Adv	1:10 – 1:40 (30)	Adv	1:10 – 1:40 (30)	Adv	1:10 – 1:40 (30)
5	1:45 – 2:30 (45)	5	1:45 – 2:30 (45)	5	1:45 – 2:30 (45)	5	1:45 – 2:30 (45)
6	2:35 – 3:20 (45)	6	2:35 – 3:20 (45)	6	2:35 – 3:20 (45)	6	2:35 – 3:20 (45)
7	3:25-4:10 (45)	7	3:25-4:10 (45)	7	3:25-4:10 (45)	7	3:25-4:10 (45)

Below you will find links to assist you with navigating Skyward (official grade book) and Schoology (where most teachers will post assignments, notes, tests/quizzes):

Skyward Login Information: <https://www.fortbendisd.com/skyward>

Schoology Student Information: <https://www.fortbendisd.com/Page/119482>

Schoology Parent Information: <https://www.fortbendisd.com/Page/83209>